



# VT Chelsea Managed Aggressive Growth

**VT Chelsea Managed Aggressive Growth** aims to produce capital growth over the long term†. The fund will invest up to 100% in UK and overseas equities, although it may also invest in other assets including bonds, property, gold and targeted absolute return strategies. Exposure to assets will typically be via open-ended funds, investment trusts and exchange traded funds.

**Fund commentary\*** The fund returned +1.81%, versus +1.86% for the IA Flexible sector and 1.84% for the IA Global sector.\*

It's been a long and difficult journey but we're finally at a point where interest rates are now being cut after a period of the highest inflation we've seen for decades. The hope and expectation of markets is that the Federal Reserve and other central banks can engineer a soft landing for the economy. Rates are expected to fall but are not expected to go back to the extreme 0% level we saw a few years ago.

The expectation of rate cuts has caused the bond markets to rally, resulting in lower bond yields and thus higher bond prices which has generated sold returns for investors. Equity markets have continued to do well, although there has been quite a big rotation out of the top US tech companies and into other parts of the market. The stock market has finally started to tire a little from the AI craze. It remains to be seen if this is a temporary blip or something more permanent. Smaller companies have also started to perform a bit better for the first time in a long time.

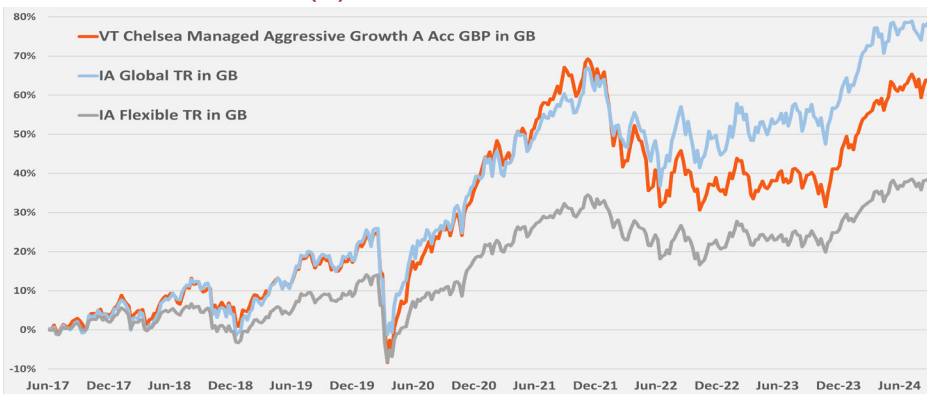
One of the fund's top ideas, and best performer for a number of years, Doric Nimrod Air Two (DNA2) came to fruition when it agreed to sell its remaining aircraft to Emirates. The trust was up another 18% in the period and we expect to receive the final cash from DNA2 early next year.

We still have Doric Nimrod Air Three (DNA3) in the portfolio, a very similar trust, and we heavily increased this position earlier in the year on the expectation that we would soon be losing DNA2. DNA3 has also performed very well off the back of the positive DNA2 news.

Chikara India Subcontinent had excellent performance rising 12.8% over the past 3 months. Redwheel Global Emerging Markets had another period of weak performance, largely as a result of ongoing weakness in China.

We still think there are a lot of good ideas in the fund which are underappreciated by the market. We hope that inflation can remain low and steady and that economies can enjoy a much needed period of stability.

## Performance since launch (%)\*\*



## Cumulative performance

	1 Year	3 Year	5 Year	Since launch
Fund (%)	17.70	-0.84	40.40	63.92
IA Global Sector (%)	14.51	11.67	50.70	78.58
IA Flexible Sector (%)	11.87	5.25	27.99	38.50

## Calendar year performance

	YTD	2023	2022	2021	2020
Fund (%)	9.67	11.09	-18.93	16.85	16.68
IA Global Sector (%)	8.65	12.68	-11.06	17.68	15.27
IA Flexible Sector (%)	6.80	7.08	-8.98	11.30	6.70



The Chelsea research team (L to R): Joss Murphy, Junior Research Analyst; Darius McDermott, Managing Director; Juliet Schooling Latter, Research Director; James Yardley, Senior Research Analyst

## Fund information


Number of holdings	39
Size of fund (£m)	48.10
OCF	0.88%

## Top 10 holdings

Fidelity Index US	6.95%
Chrysalis Investments Ltd	5.52%
HSBC American Index	4.82%
Polar Capital Technology Trust PLC	4.78%
Schoder Global Recovery	4.05%
Polar Capital Biotechnology	3.61%
MI Chelverton UK Equity Growth	3.16%
Polar Capital Global Insurance	3.01%
Fidelity Asia Pacific Opportunities	2.99%
Rathbone Global Opportunities	2.98%

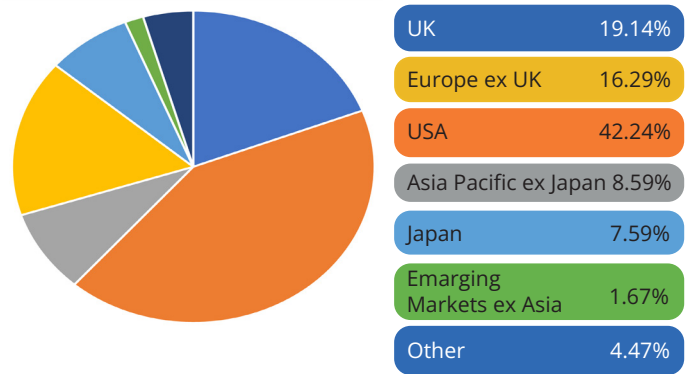
\*FE Funds Info 31/05/2024-31/08/2024 VT Chelsea Managed Aggressive Growth vs IA Flexible sector vs IA Global sector total return in sterling  
†Long term is 5+ years

## Asset allocation (%)



Data correct as at 31/08/2024. Figures may not add up to 100% due to rounding.

## Geographical equity allocation (%)



Data correct as at 31/08/2024. Figures may not add up to 100% due to rounding.

## Why invest in VT Chelsea Managed Funds?

- ✓ An easy portfolio. Invest in a range of assets globally with a single buy
- ✓ Chelsea's experienced research team looking after your investments
- ✓ Your portfolio will be adapted to take account of the prevailing market and economic climate
- ✓ You'll get exposure to some investments unearthed by our research team that might normally be hard for individual investors to buy
- ✓ We'll try to access the underlying funds in the cheapest way possible, including some share classes not available to individual investors

## Our awards



Call us on 020 7384 7300



Visit [chelseafs.co.uk](https://chelseafs.co.uk)



Post a completed application form

## Important notice

Chelsea Financial Services is authorised and regulated by the Financial Conduct Authority and offers an execution-only service. Past performance is not a reliable guide to future returns. The value of investments and income can fall as well as rise, so you could get back less than you invest. Chelsea do not provide investment advice so if you are unsure about the suitability of any investment you should seek advice. For full terms and conditions, visit [www.chelseafs.co.uk](https://www.chelseafs.co.uk).

All performance data is sourced from FE Fund Info. Every effort is made to ensure the accuracy of any information provided but no assurances or warranties are given. Some performance differences between the fund and the sector average may arise because the fund performance is calculated at a different valuation point from the IA Sector.

The VT Chelsea Managed Funds are for investors who prefer to make their own investment decisions, without personal advice. Valu-Trac is the authorised corporate director (ACD) and investment manager of the VT Chelsea Managed Funds. Valu-Trac is authorised and regulated by the Financial Conduct Authority (FCA).

Valu-Trac's FCA registration is 145168.